

Format of holding of specified securities

Annexure - I

1. Name of the Listed Entity : IMPALA INDUSTRIAL ENTERPRISES LTD.
2. Scrip Code : **IEL** /Name of Scrip **IMPALA INDUSTRIAL ENTERPRISES LTD.** /Class of Security : Equity Shares
3. Share Holding Pattern Field under: Reg.31(1)(b)/Reg.31(1)(c)
 - a. If under 31(1)(b) then indicate the report for Quarter ending 30.06.2020

4. Declaration: The Listed entity is required to submit the following declaration to the extent of submission of information:-

Particulars	Yes*	No*
1. Whether the Listed Entity has issued any partly paid up shares ?		No
2. Whether the Listed Entity has issued any Convertible Securities or Warrants ?		No
3. Whether the Listed Entity has any shares against which depository receipts are issued ?		No
4. Whether the Listed Entity has any shares in locked-in ?		No
5. Whether any shares held by promoters are pledge or otherwise encumbered ?		No

5. The tabular format for disclosure of holding of specified securities is as follows :-




Table II - Statement showing shareholding pattern of the Promoter and Promoter Group

(1)	(0)	(i)	(ii)	(iii)	(iv)	(v)	(vi)	(vii)	(ix)			(x)	(xi)	(xii)	(xiv)
									Class (Eq.)	Class (Debt)	Total				
(1)	INDIAN :														
(a)	Individuals / HUF	0.00	0.00	0.00	0.00	0.00	0.00	0.00	0.00	0.00	0.00	0.00	0.00	0.00	0.00
(b)	Central Govt./State Govt.(s)	0.00	0.00	0.00	0.00	0.00	0.00	0.00	0.00	0.00	0.00	0.00	0.00	0.00	0.00
(c)	Financial Institutions / Banks	0.00	0.00	0.00	0.00	0.00	0.00	0.00	0.00	0.00	0.00	0.00	0.00	0.00	0.00
(d)	Any Other (specify)														
	Bodies Corporate														
1	NEW OUTLOOK SECURITIES /AABCN6529M	144000.00	0.00	0.00	0.00	144000.00	0.00	1.31	0.00	144000.00	0.00	0.00	0.00	0.00	144000.00
2	KIRTI ELECTRO SYSTEMS (P) AACCK0083G	168900.00	0.00	0.00	0.00	168900.00	0.00	1.54	0.00	168900.00	0.00	0.00	0.00	0.00	168900.00
3	SHAKTI ISPAT PRODUCTS PV AAGGS8347D	174400.00	0.00	0.00	0.00	174400.00	0.00	1.59	0.00	174400.00	0.00	0.00	0.00	0.00	174400.00
	TOTAL :==	3.00	487300.00	0.00	0.00	487300.00	0.00	4.43	0.00	487300.00	0.00	0.00	0.00	0.00	487300.00
	Mutual Fund	0.00	0.00	0.00	0.00	0.00	0.00	0.00	0.00	0.00	0.00	0.00	0.00	0.00	0.00
	Trust	0.00	0.00	0.00	0.00	0.00	0.00	0.00	0.00	0.00	0.00	0.00	0.00	0.00	0.00
	Others	0.00	0.00	0.00	0.00	0.00	0.00	0.00	0.00	0.00	0.00	0.00	0.00	0.00	0.00
	Sub Total (A)(1) :	3.00	487300.00	0.00	0.00	487300.00	0.00	4.43	0.00	487300.00	0.00	0.00	0.00	0.00	487300.00
(2)	FOREIGN :														
(a)	NRI / Foreign Individuals	0.00	0.00	0.00	0.00	0.00	0.00	0.00	0.00	0.00	0.00	0.00	0.00	0.00	0.00
(b)	Foreign Govt./Promoter	0.00	0.00	0.00	0.00	0.00	0.00	0.00	0.00	0.00	0.00	0.00	0.00	0.00	0.00
(c)	Foreign Inst./Invst.(FII)s	0.00	0.00	0.00	0.00	0.00	0.00	0.00	0.00	0.00	0.00	0.00	0.00	0.00	0.00
(d)	Foreign Portfolio Investor	0.00	0.00	0.00	0.00	0.00	0.00	0.00	0.00	0.00	0.00	0.00	0.00	0.00	0.00
(e)	Any Other (specify)														
	Foreign Company	0.00	0.00	0.00	0.00	0.00	0.00	0.00	0.00	0.00	0.00	0.00	0.00	0.00	0.00
	Overseas Corporate Bodies	0.00	0.00	0.00	0.00	0.00	0.00	0.00	0.00	0.00	0.00	0.00	0.00	0.00	0.00
	Foreign Bank	0.00	0.00	0.00	0.00	0.00	0.00	0.00	0.00	0.00	0.00	0.00	0.00	0.00	0.00
	Sub Total (A)(2) :	0.00	0.00	0.00	0.00	0.00	0.00	0.00	0.00	0.00	0.00	0.00	0.00	0.00	0.00
	Total Shareholding of Promoter and Promoter G	3.00	487300.00	0.00	0.00	487300.00	0.00	4.43	0.00	487300.00	0.00	0.00	0.00	0.00	487300.00




Table III - Statement showing shareholding pattern of the Public shareholder

Category & Name of shareholders (i)	PAN (ii)	Nos. of shareholders (iii)	No. of fully paid up equity shares held (iv)	No. of party paid-up equity shares held (v)	Nos. of shares underlying Depository Receipt (vi)	Total nos. shares held (vii) = (iv)+(v)+(vi)	Shareholding g % calculated as per SCRR, 1957 As a % of (A+B+C2) (viii)	Number of Voting Rights held in each class of securities (ix)			Total as a % of Total Voting rights	No. of Shares Underlying convertible securities (including Warrants) (x)	Shareholding as a % assuming full conversion of convertible securities (as a percentage of diluted share capital) (XI) = (X)/(A+B+C)	Number of Shares pledged or otherwise encumbered		Number of equity shares held in dematerialized form (xiv)		
								Class (Eq.)	Class (Y)	Total				No. (a)	As a % of total Shares held (b)		No. (a)	As a % of total Shares held (b)
(1) Institutions :																		
(a) Mutual Funds / UTI		0.00	0.00	0.00	0.00	0.00	0.00	0.00	0.00	0.00	0.00	0.00	0.00	0.00	0.00			
(b) Venture Capital Funds		0.00	0.00	0.00	0.00	0.00	0.00	0.00	0.00	0.00	0.00	0.00	0.00	0.00	0.00			
(c) Alternate Investment Fund		0.00	0.00	0.00	0.00	0.00	0.00	0.00	0.00	0.00	0.00	0.00	0.00	0.00	0.00			
(d) Foreign Venture Capital Investor		0.00	0.00	0.00	0.00	0.00	0.00	0.00	0.00	0.00	0.00	0.00	0.00	0.00	0.00			
(e) Foreign Portfolio Investor		0.00	0.00	0.00	0.00	0.00	0.00	0.00	0.00	0.00	0.00	0.00	0.00	0.00	0.00			
(f) Financial Institutions/Banks		0.00	0.00	0.00	0.00	0.00	0.00	0.00	0.00	0.00	0.00	0.00	0.00	0.00	0.00			
(g) Insurance Companies		0.00	0.00	0.00	0.00	0.00	0.00	0.00	0.00	0.00	0.00	0.00	0.00	0.00	0.00			
(h) Provident Funds/Pension Funds		0.00	0.00	0.00	0.00	0.00	0.00	0.00	0.00	0.00	0.00	0.00	0.00	0.00	0.00			
(i) Any Other (specify)		0.00	0.00	0.00	0.00	0.00	0.00	0.00	0.00	0.00	0.00	0.00	0.00	0.00	0.00			
Foreign Inst. Invt. (FII)s		0.00	0.00	0.00	0.00	0.00	0.00	0.00	0.00	0.00	0.00	0.00	0.00	0.00	0.00			
Sub Total (B)(1) :		0.00	0.00	0.00	0.00	0.00	0.00	0.00	0.00	0.00	0.00	0.00	0.00	0.00	0.00			
(2) Central Govt./State Govt./President of India :		0.00	0.00	0.00	0.00	0.00	0.00	0.00	0.00	0.00	0.00	0.00	0.00	0.00	0.00			
Sub Total (B)(2) :		0.00	0.00	0.00	0.00	0.00	0.00	0.00	0.00	0.00	0.00	0.00	0.00	0.00	0.00			
(3) Non-institutions :																		
(a) Individuals -																		
i) Indv. shareholders holding nominal share capital upto Rs. 2 Lakh.		46.00	6659000.00	0.00	0.00	6659000.00	6.05	6659000.00	0.00	6659000.00	6.05	0.00	0.00	0.00	145400.00			
TOTAL :==		46.00	6659000.00	0.00	0.00	6659000.00	6.05	6659000.00	0.00	6659000.00	6.05	0.00	0.00	0.00	145400.00			
ii) Indv. shareholders holding nominal share capital in excess of Rs. 2 Lakh.																		
1 JAGDISH PRASAD AGRAWAL	ACIPA4121G		20900.00	0.00	0.00	20900.00	0.19	20900.00	0.00	20900.00	0.19	0.00	0.00	0.00	20900.00			
2 REENA AGRAWAL	ACIPA2186P		22000.00	0.00	0.00	22000.00	0.20	22000.00	0.00	22000.00	0.20	0.00	0.00	0.00	22000.00			
3 BAJRANGAL AGRAWAL	ACIPA4123E		22000.00	0.00	0.00	22000.00	0.20	22000.00	0.00	22000.00	0.20	0.00	0.00	0.00	22000.00			
4 MADHU AGRAWAL	ACIPA2083P		22000.00	0.00	0.00	22000.00	0.20	22000.00	0.00	22000.00	0.20	0.00	0.00	0.00	22000.00			
5 SURESH AGRAWAL	ACIPA2097B		27500.00	0.00	0.00	27500.00	0.25	27500.00	0.00	27500.00	0.25	0.00	0.00	0.00	27500.00			
6 HANUMAN PRASAD AGRAWAL	ACIPA2185Q		27500.00	0.00	0.00	27500.00	0.25	27500.00	0.00	27500.00	0.25	0.00	0.00	0.00	27500.00			
7 N P AGRAWAL	ACIPA2187N		27500.00	0.00	0.00	27500.00	0.25	27500.00	0.00	27500.00	0.25	0.00	0.00	0.00	27500.00			
8 GOPAL PRASAD AGRAWAL	ACIPA2188D		27500.00	0.00	0.00	27500.00	0.25	27500.00	0.00	27500.00	0.25	0.00	0.00	0.00	27500.00			
9 NISHA AGRAWAL	ACIPA2189C		27500.00	0.00	0.00	27500.00	0.25	27500.00	0.00	27500.00	0.25	0.00	0.00	0.00	27500.00			
10 SITA DEVI AGRAWAL	ACIPA4122F		27500.00	0.00	0.00	27500.00	0.25	27500.00	0.00	27500.00	0.25	0.00	0.00	0.00	27500.00			
11 AMIT KUMAR AGRAWAL	ACIPA4191L		27500.00	0.00	0.00	27500.00	0.25	27500.00	0.00	27500.00	0.25	0.00	0.00	0.00	27500.00			
12 DINESH AGRAWAL	AFHPA2687P		27500.00	0.00	0.00	27500.00	0.25	27500.00	0.00	27500.00	0.25	0.00	0.00	0.00	27500.00			
13 ABHISHEK KUMAR SINGH	CRLPS9428L		33000.00	0.00	0.00	33000.00	0.30	33000.00	0.00	33000.00	0.30	0.00	0.00	0.00	33000.00			
14 RAJ DEVI AGRAWAL	ACIPA3824A		33000.00	0.00	0.00	33000.00	0.30	33000.00	0.00	33000.00	0.30	0.00	0.00	0.00	33000.00			
15 SARITA DEVI AGRAWAL	ACIPA4128R		34000.00	0.00	0.00	34000.00	0.31	34000.00	0.00	34000.00	0.31	0.00	0.00	0.00	34000.00			
16 O P AGRAWAL	ACIPA3823H		34000.00	0.00	0.00	34000.00	0.31	34000.00	0.00	34000.00	0.31	0.00	0.00	0.00	34000.00			
TOTAL :==		16.00	434400.00	0.00	0.00	434400.00	3.95	434400.00	0.00	434400.00	3.95	0.00	0.00	0.00	406900.00			
(b) NBF-Cs registered with RBI		0.00	0.00	0.00	0.00	0.00	0.00	0.00	0.00	0.00	0.00	0.00	0.00	0.00	0.00			
(c) Employee Trusts		0.00	0.00	0.00	0.00	0.00	0.00	0.00	0.00	0.00	0.00	0.00	0.00	0.00	0.00			
(d) Overseas Depositories (holding DRs) (balancing figure)		0.00	0.00	0.00	0.00	0.00	0.00	0.00	0.00	0.00	0.00	0.00	0.00	0.00	0.00			
(e) Any Other (specify) : Bodies Corporate																		
i) Holding 1% and above :																		




Table IV - Statement showing shareholding pattern of the Non Promoter - Non Public shareholder

Category & Name of shareholders (I)	PAN (II)	Nos. of shareholders (III)	No. of fully paid-up equity shares held (IV)	No. of partly paid-up equity shares held (V)	Nos. of shares underlying Depository Receipt (VI)	Total nos. shares held (VII) = (IV)+(V)+(VI)	Shareholding % calculated as per SCRR, 1957 As a % of (A+B+C2) (VIII)	Number of Voting Rights held in each class of securities (IX)			No. of Shares Underlying convertible securities (including Warrants) (X)	Shareholding as a % assuming full conversion of convertible securities (as a percentage of diluted share capital) (XI) = (VII)+(X) as a % of (A+B+C)	Number of Locked in shares (XII)		Number of Shares pledged or otherwise encumbered (XIII)		Number of equity shares held in dematerialized form (XIV)
								Class (Eq.)	Class Y	Total			No. (a)	As a % of total Shares held (b)	No. (a)	As a % of total Shares held (b)	
(1) Custodian, DR Holder																	
(2) Employee Benefit Trust (under SEBI (share based Employee Benefit) Regulations, 2014																	
Total Non-Promoter - Non-Public Shareholding (C) = (C1)+(C2)																	

